





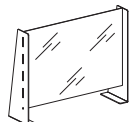
Screens in plexiglass / Plexiglass screens

L 80 P 28 x H 80
  



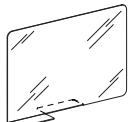
300.FP.67.08
 Plexiglass

L 100 P 28 x H 80
  



300.FP.67.10
 Plexiglass

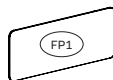
L 100 P 24 x H 66
 



300.FR.22.10
 Plexiglass

Frontal panels Sp. 0,8 - 1

P 1 x H 39



300.FP.06.06_L 64
 300.FP.06.07_L 79
 300.FP.06.09_L 99
 300.FP.06.11_L 119
 300.FP.06.13_L 139
 300.FP.06.15_L 159
 300.FP.06.17_L 179
 300.FP.06.19_L 199
 Melaminico/Melamine

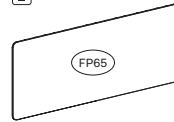
P 0,8 x H 39









300.FP.V1.06_L 64
 300.FP.V1.07_L 79
 300.FP.V1.09_L 99
 300.FP.V1.11_L 119
 300.FP.V1.13_L 139
 300.FP.V1.15_L 159
 300.FP.V1.17_L 179
 300.FP.V1.19_L 199
 Vetro/Glass

Frontal panels H 65



P 1 x H 65





300.FP.09.06_L 64
 300.FP.09.07_L 79
 300.FP.09.09_L 99
 300.FP.09.11_L 119
 300.FP.09.13_L 139 
 300.FP.09.15_L 159 
 300.FP.09.17_L 179 
 300.FP.09.19_L 199 
 Melaminico/Melamine

P 0,5 x H 65
 

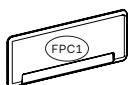


300.FP.69.06 L 64
 300.FP.69.11 L 119
 300.FP.69.13 L 139 
 300.FP.69.15 L 159 
 Plexiglass

 N.B.: Per i frontal con lunghezza maggiore o uguale ai 139 cm, ordinare 2 kit di supporti per frontal panel / Note: For frontal panels with a length greater than or equal to 139 cm, order 2 kits of clamps-supports for frontal panels

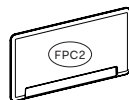
Frontal panel fonoassorbenti Sp. 3 /Acoustic frontals panels T. 3

P 3 x H 39



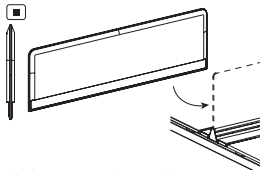
300.FP.40.06_L 64
 300.FP.40.07_L 79
 300.FP.40.09_L 99
 300.FP.40.11_L 119
 300.FP.40.13_L 139
 300.FP.40.15_L 159
 300.FP.40.17_L 179
 Tessuto/Fabric

P 3 x H 59



300.FP.50.13_L 139
 300.FP.50.15_L 159
 Tessuto/Fabric

P 3 x H 39



300.FP.45.13_L 139
 300.FP.45.15_L 159
 Frontal panel per profilo attrezzabile DV801
 / Frontal panel for accessories profile DV801

Accessori per frontal panels in melaminico/Accessories for melamine frontal panels

L 6,5 P 6,5 x H 8,5



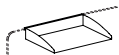
300.FA.01.01

L 50 P 17 x H 3



300.FA.02.05

L 31 P 22 x H 5



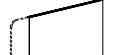
300.FA.04.03

L 23 P 10 x H 29



300.FA.06.02

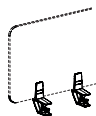
L 35 P 6,5 x H 30



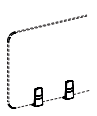
300.FA.08.03

 Note: Non utilizzabile su frontal panels in plexiglass e frontal panels in tessuto fonoassorbente / Not usable for plexiglass frontal panels and acoustic frontal panels

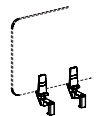
Morsetti e supporti in nylon per frontal panels Sp. 0,5 - 0,8 - 1 - 3 /Nylon clamps for frontal panels T. 0,5 - 0,8 - 1 - 3



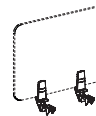
300.FP.27.00
 Per piani/For worktops



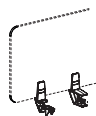
300.FP.28.00
 Per piani-binari
 /For worktops-track



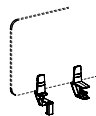
300.FP.29.00
 Per gamba (serie DV801 e DV802)
 /For leg (series DV801 and DV802)



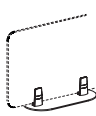
300.FP.30.00
 Per gamba (serie DV805)
 /For leg (serie DV805)









300.FP.31.00
 Per piano-gamba (serie DV805)
 /For worktop-leg (serie DV805)



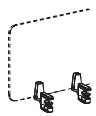
300.FP.32.00
 Per piano-gamba (serie DV801 e DV802)
 /For worktop-leg (series DV801 and DV802)



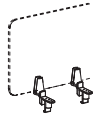
300.FP.34.04
 Free standing per piani
 /Free standing for worktops

Per frontal panels/For frontal panels      

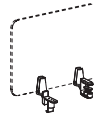
Morsetti e supporti in ZAMA per frontal panels Sp. 0,5 - 0,8 - 1 - 3 /Zamak clamps for frontal panels T. 0,5 - 0,8 - 1 - 3



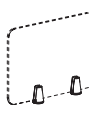
300.FP.10.00
 Per piani/For worktops



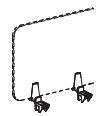
300.FP.20.00
 Per gamba (serie DV801 e DV802)
 /For leg (series DV801 and DV802)



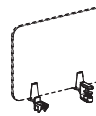
300.FP.21.00
 Per piano-gamba (serie DV801 e DV802)
 /For worktop-leg (series DV801 and DV802)



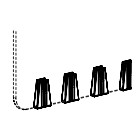
300.FP.22.00
 Per piani-binari
 /For worktops-track









300.FP.23.00
 Per gamba (serie DV805)
 /For leg (serie DV805)




300.FP.24.00
 Per piano-gamba (serie DV805)
 /For worktop-leg (serie DV805)








300.FP.26.00
 Per FP 1; Per profilo attrezzabile
 (serie DV801)/For FP 1; For
 accessory profile (serie DV801)

Per frontal panels/For frontal panels      

Note:

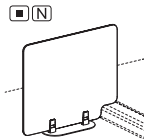
 Le dimensioni sono espresse in cm - consultare il listino prezzi per le caratteristiche tecniche, i codici degli articoli e delle finiture/Dimensions are stated in cm - for technical characteristics, article code numbers and finishing see price list;

 Prodotti non in pronta consegna. Per la disponibilità contattare l'ufficio commerciale/Items not in prompt delivery. Please contact the commercial department to check availability;

 Morsetti o supporti in nylon /Nylon clamps
 Morsetti o supporti in ZAMA / Zamak clamps
 Plexiglass
 Vetro/Glass.


Frontal panels H 65 con supporto freestanding integrato
/ Frontal panels with freestanding bracket integrated

L 77 P 18 x H 65



300.FR.24.13_ Melaminico / Melamine

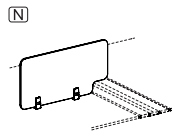
L 77 P 18 x H 65



300.FR.24.07_ Plexiglass

Frontal panels con supporti integrati
/ Frontal panels with clamps

L 77 P 1 x H 39



300.FR.26.07_ Per piani melaminico / For worktops melamine


Partitions

L 90 P 30 x H 180



300.EM.07.00_ Melaminico o laminato bianco lucido / Melamine or polished white

L 90 P 35 x H 180



300.EM.08.00_ Melaminico o laminato bianco lucido / Melamine or polished white
Su ruote / On wheels

Accessori per partizioni
/ Accessories for partitions

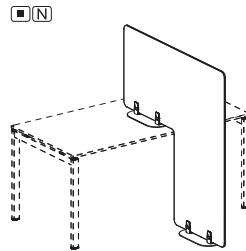
L 7 P 7 x H 9



300.FA.09.01 Portapenne / Pen holder

Frontal panels a pavimento / Floor frontal panels

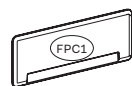
L 130 P 18 x H 140



300.FR.25.07_ Melaminico / Melamine

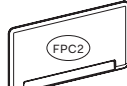
Frontal panel fonoassorbenti sp. 3 cm
/ Acoustic frontals panels 3 cm thick

P 3 x H 39



300.FP.40.06_L 64
300.FP.40.07_L 79
300.FP.40.09_L 99
300.FP.40.11_L 119
300.FP.40.13_L 139
300.FP.40.15_L 159
300.FP.40.17_L 179
Tessuto / Fabric

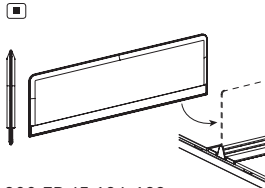
P 3 x H 59



300.FP.50.13_L 139
300.FP.50.15_L 159
Tessuto / Fabric

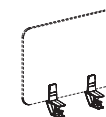
Frontal panel per profilo attrezzabile DV801
/ Frontal panel for accessories profile DV801

P 3 x H 39

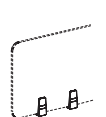


300.FP.45.13 L 139
300.FP.45.15 L 159
Frontal panel per profilo attrezzabile DV801
/ Frontal panel for accessories profile DV801

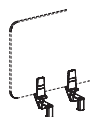
Morsetti e supporti in nylon per frontal panels Sp. 3 / Nylon clamps for frontal panels T. 3



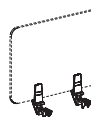
300.FP.27.00 Per piani / For worktops



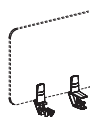
300.FP.28.00 Per piani-binari / For worktops-track



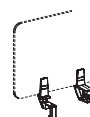
300.FP.29.00 Per gamba (serie DV801 e DV802) / For leg (series DV801 and DV802)



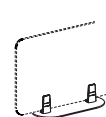
300.FP.30.00 Per gamba (serie DV805) / For leg (serie DV805)



300.FP.31.00 Per piano-gamba (serie DV805) / For worktop-leg (serie DV805)



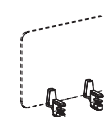
300.FP.32.00 Per piano-gamba (serie DV801 e DV802) / For worktop-leg (series DV801 and DV802)



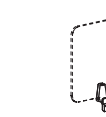
300.FP.34.04 Free standing per piani / Free standing for worktops

Per frontal panels / For frontal panels (FPC1) (FPC2)

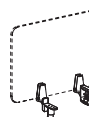
Morsetti e supporti in ZAMA per frontal panels Sp. 3 / Zamak clamps for frontal panels T. 3



300.FP.10.00 Per piani / For worktops



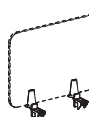
300.FP.20.00 Per gamba (serie DV801 e DV802) / For leg (series DV801 and DV802)



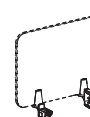
300.FP.21.00 Per piano-gamba (serie DV801 e DV802) / For worktop-leg (series DV801 and DV802)



300.FP.22.00 Per piani-binari / For worktops-track



300.FP.23.00 Per gamba (serie DV805) / For leg (serie DV805)



300.FP.24.00 Per piano-gamba (serie DV805) / For worktop-leg (serie DV805)

Per frontal panels / For frontal panels (FPC1) (FPC2)

Note:

1 Le dimensioni sono espresse in cm - consultare il listino prezzi per le caratteristiche tecniche, i codici degli articoli e delle finiture / Dimensions are stated in cm - for technical characteristics, article code numbers and finishing see price list;

2 Prodotti non in pronta consegna. Per la disponibilità contattare l'ufficio commerciale / Items not in prompt delivery. Please contact the commercial department to check availability;

3 N.B.: Articoli completamente smontati / N.B.: Completely knocked-down

4 Le partizioni in laminato lucido (WL) possono essere utilizzate come lavagne con gli appositi pennarelli / Polished white laminated (WL) partitions can be used as blackboards with the appropriate markers

P Plexiglass

N Morsetti o supporti in nylon / Nylon clamps

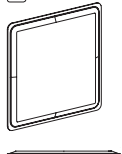
Z Morsetti o supporti in ZAMA / Zamak clamps

G Piani in Gres porcellanato / Worktops in Porcelain stoneware;

V Vetro / Glass.

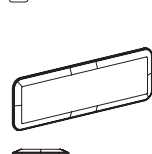
Pannello ceiling sospeso
/Suspended ceiling panel

L 60 x H 60



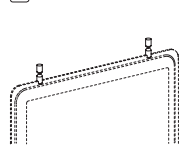
300.PC.05.01

P 3 H 23 x L 70

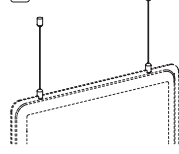


300.PC.07.01

Kit per ceiling sospeso
/Kit for suspended ceiling



300.KT.05.00
Variante per fissaggio a soffitto
/Ceiling fixing variant



300.KT.05.00
Variante per fissaggio a soffitto con cavi
/Ceiling fixing variant with cables

Pannello ceiling per controsoffitto
/Ceiling panel for suspended ceiling

L 60 x H 60



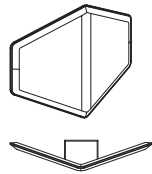
CE



300.PC.06.01

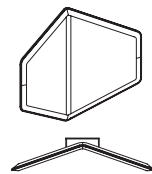
Pannelli wall/Wall panels

L 70 x H 57



300.PC.03.01
Concavo/Concave

L 70 x H 57



300.PC.04.01
Convesso/Convex

Tavolini caffè universali /Universal coffee tables

Ø 60 x H 45



300.TT.04.06_
Con gambe metalliche
/With metal legs

Ø 60 x H 45



300.TT.04.06_
Con gambe metalliche
/With metal legs

Ø 60 x H 45



300.TT.04.06_
Con gambe coniche in legno
/With wooden conic legs

Ø 60 x H 45



300.TT.04.06_
Con gambe coniche in legno
/With wooden conic legs

Ø 60 x H 74



804.TR.20.06_
Con gambe freestanding DV804
/With freestanding legs DV804

Ø 60 x H 74



804.TR.20.06_
Con gambe freestanding DV804
/With freestanding legs DV804

Ø 60 x H 74



300.TR.20.06_
Con gambe coniche in legno
/With wooden conic legs

Ø 60 x H 74



300.TR.20.06_
Con gambe coniche in legno
/With wooden conic legs

L 100 P 100 x H 45



300.TT.05.10_
Con gambe metalliche
/With metal legs

L 100 P 100 x H 45



300.TT.05.10_
Con gambe metalliche
/With metal legs

L 100 P 100 x H 45



300.TT.05.10_
Con gambe coniche in legno
/With wooden conic legs

L 100 P 100 x H 45



300.TT.05.10_
Con gambe coniche in legno
/With wooden conic legs

L 100 P 100 x H 74



804.TR.31.10_
Con gambe freestanding DV804
/With freestanding legs DV804

L 100 P 100 x H 74



804.TR.31.10_
Con gambe freestanding DV804
/With freestanding legs DV804

Tavolini caffè universali
/Universal coffee tables

L 100 P 100 x H 74



300.TR.31.10_
Con gambe coniche in legno
/With wooden conic legs

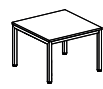
L 100 P 100 x H 74



300.TR.31.10_
Con gambe coniche in legno
/With wooden conic legs

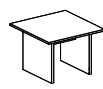
Tavolini caffè /Coffee tables

P 60 x H 42,5



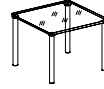
300.TT.02.06_ L 60
300.TT.02.12_ L 120

P 60 x H 42,5



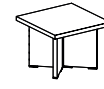
300.TT.03.06_ L 60
300.TT.03.12_ L 120

P 60 x H 45

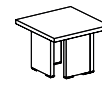


300.TV.25.06 L 60
300.TV.25.12 L 120

P 60 x H 45



Gamba a "X"
/"X" shaped leg
910.TT.03.06_ L 60
910.TT.03.12_ L 120



Gamba a "L"
/"L" shaped leg

H 45



817.TT.04.08_ Ø 80

Note:

1 Le dimensioni sono espresse in cm - consultare il listino prezzi per le caratteristiche tecniche, i codici degli articoli e delle finiture/Dimensions are stated in cm - for technical characteristics, article code numbers and finishing see price list;

2 Prodotti non in pronta consegna. Per la disponibilità contattare l'ufficio commerciale/Items not in prompt delivery. Please contact the commercial department to check availability;

3 N.B. : Articoli completamente smontati / N.B.: Completely knocked-down

4 Le partizioni in laminato lucido (WL) possono essere utilizzate come lavagne con gli appositi pennarelli / Polished white laminate (WL) partitions can be used as blackboards with the appropriate markers

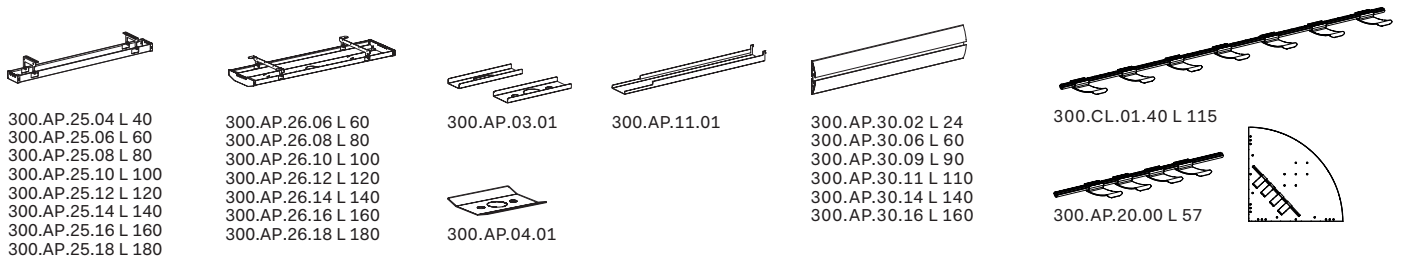
P Plexiglass

N Morsetti o supporti in nylon /Nylon clamps

Z Morsetti o supporti in ZAMA / Zamak clamps

G Piani in Gres porcellanato/Worktops in Porcelain stoneware;

V Vetro/Glass.



300.AP.25.04 L 40
300.AP.25.06 L 60
300.AP.25.08 L 80
300.AP.25.10 L 100
300.AP.25.12 L 120
300.AP.25.14 L 140
300.AP.25.16 L 160
300.AP.25.18 L 180

300.AP.26.06 L 60
300.AP.26.08 L 80
300.AP.26.10 L 100
300.AP.26.12 L 120
300.AP.26.14 L 140
300.AP.26.16 L 160
300.AP.26.18 L 180

300.AP.03.01

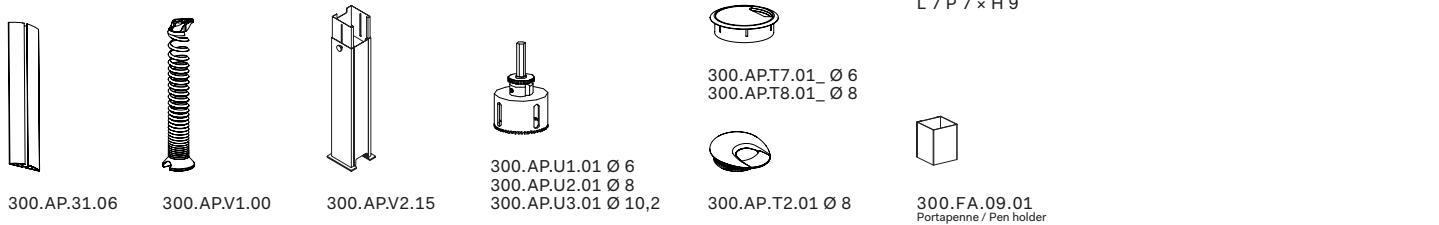
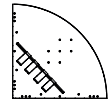
300.AP.04.01

300.AP.11.01

300.AP.30.02 L 24
300.AP.30.06 L 60
300.AP.30.09 L 90
300.AP.30.11 L 110
300.AP.30.14 L 140
300.AP.30.16 L 160

300.CL.01.40 L 115

300.AP.20.00 L 57



300.AP.31.06

300.AP.V1.00

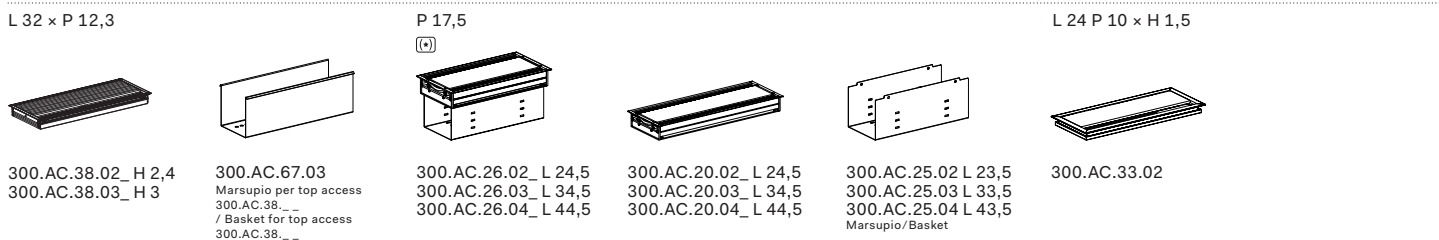
300.AP.V2.15

300.AP.U1.01 Ø 6
300.AP.U2.01 Ø 8
300.AP.U3.01 Ø 10,2

300.AP.T2.01 Ø 8

L 7 P 7 x H 9

300.FA.09.01
Portapenne / Pen holder



L 32 x P 12,3

P 17,5

L 24 P 10 x H 1,5

300.AC.38.02_H 2,4
300.AC.38.03_H 3

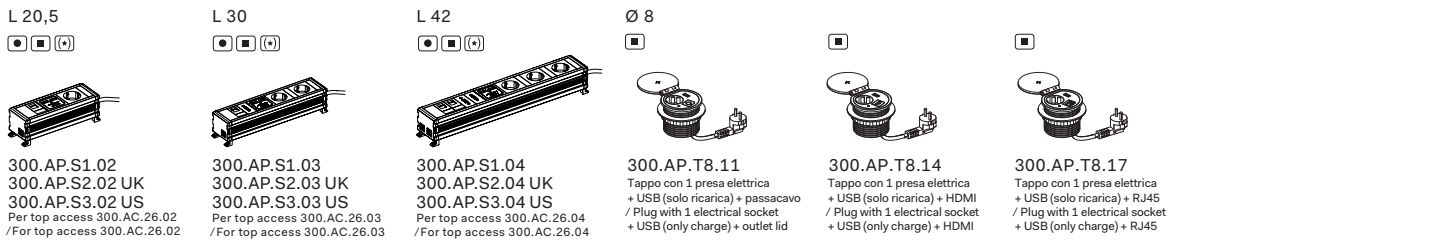
300.AC.67.03
Marsupio per top access
300.AC.38._._
/ Basket for top access
300.AC.38._._

300.AC.26.02_L 24,5
300.AC.26.03_L 34,5
300.AC.26.04_L 44,5

300.AC.20.02_L 24,5
300.AC.20.03_L 34,5
300.AC.20.04_L 44,5

300.AC.25.02 L 23,5
300.AC.25.03 L 33,5
300.AC.25.04 L 43,5
Marsupio/Basket

300.AC.33.02



L 20,5

L 30

L 42

Ø 8

Ø 8

Ø 8

300.AP.S1.02
300.AP.S2.02 UK
300.AP.S3.02 US
Per top access 300.AC.26.02
/For top access 300.AC.26.02

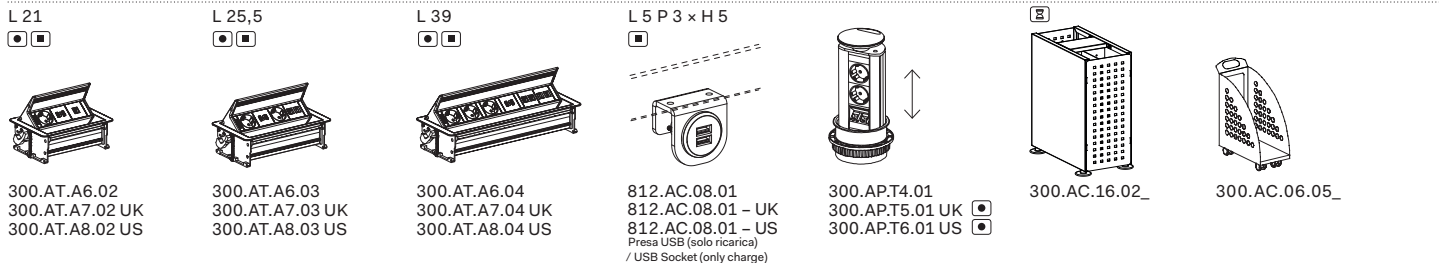
300.AP.S1.03
300.AP.S2.03 UK
300.AP.S3.03 US
Per top access 300.AC.26.03
/For top access 300.AC.26.03

300.AP.S1.04
300.AP.S2.04 UK
300.AP.S3.04 US
Per top access 300.AC.26.04
/For top access 300.AC.26.04

300.AP.T8.11
Tappo con 1 presa elettrica
+ USB (solo ricarica) + passacavo
/ Plug with 1 electrical socket
+ USB (only charge) + outlet lid

300.AP.T8.14
Tappo con 1 presa elettrica
+ USB (solo ricarica) + HDMI
/ Plug with 1 electrical socket
+ USB (only charge) + HDMI

300.AP.T8.17
Tappo con 1 presa elettrica
+ USB (solo ricarica) + RJ45
/ Plug with 1 electrical socket
+ USB (only charge) + RJ45



L 21

L 25,5

L 39

L 5 P 3 x H 5

300.AT.A6.02
300.AT.A7.02 UK
300.AT.A8.02 US

300.AT.A6.03
300.AT.A7.03 UK
300.AT.A8.03 US

300.AT.A6.04
300.AT.A7.04 UK
300.AT.A8.04 US

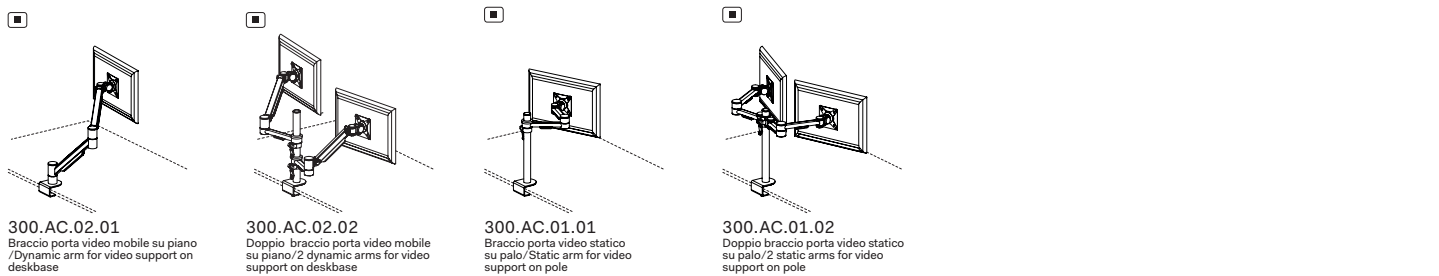
812.AC.08.01
812.AC.08.01 - UK
812.AC.08.01 - US
Presa USB (solo ricarica)
/ USB Socket (only charge)

300.AP.T4.01
300.AP.T5.01 UK
300.AP.T6.01 US

300.AC.16.02_

300.AC.06.05_

Bracci porta video/Arms for video support



300.AC.02.01
Braccio porta video mobile su piano
/Dynamic arm for video support on deskbase

300.AC.02.02
Doppio braccio porta video mobile
su piano/2 dynamic arms for video
support on deskbase

300.AC.01.01
Braccio porta video statico
su palo/Static arm for video
support on pole

300.AC.01.02
Doppio braccio porta video statico
su palo/2 static arms for video
support on pole

Note:

1 Le dimensioni sono espresse in cm – consultare il listino prezzi per le caratteristiche tecniche, i codici degli articoli e delle finiture/Dimensions are stated in cm – for technical characteristics, article code numbers and finishing see price list;

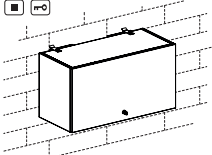
Prodotti non in pronta consegna. Per la disponibilità contattare l'ufficio commerciale/Items not in prompt delivery. Please contact the commercial department to check availability;

Fino ad esaurimento/Until exhaustion.

Articoli prodotti solo su richiesta/Items produced only on demand;

Pensile / Overhead unit

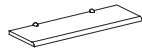
L 78 P 35 x H 42



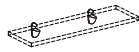
300.AC.75.07_

Mensola con supporti/Wall-shelf with supports

P 30 x H 2,5



300.AC.M1.09_L 90
300.AC.M1.13_L 130
300.AC.M1.18_L 180



300.AC.M2.00
Coppia ovetti reggi-mensola
/ Pair of egg-shaped wall-shelf support

Contenitori multiuso/Multipurpose units

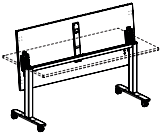
L 35 P 24 x H 35



300.AC.14.03_
Box multiuso
/ Storage box

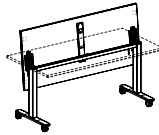
Tavoli su ruote con piano ribaltabile/Tables on castors with flip worktop

P 70 - H 74

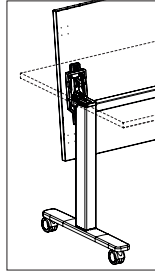


300.TF.01.08_L 80
300.TF.01.10_L 100
300.TF.01.12_L 120
300.TF.01.14_L 140
300.TF.01.16_L 160
300.TF.01.18_L 180

P 80 - H 74



300.TF.02.08_L 80
300.TF.02.10_L 100
300.TF.02.12_L 120
300.TF.02.14_L 140
300.TF.02.16_L 160
300.TF.02.18_L 180

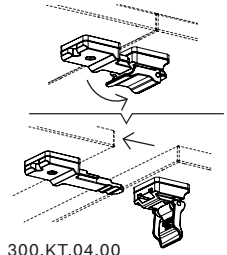


P 1 - H 31



300.MP.10.08_L 46,5
300.MP.10.10_L 66,5
300.MP.10.12_L 86,5
300.MP.10.14_L 106,5
300.MP.10.16_L 126,5
300.MP.10.18_L 146,5


Modesty panel per tavolo con piano ribaltabile
/Modesty panel for table with flip worktop



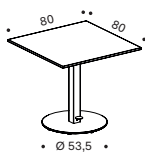
300.KT.04.00
Ganci per collegare in linea tavoli folding
/Hooks to connect folding desks in line

Tavoli su gamboni regolabili/Tables on adjustable metal column

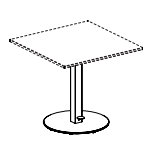
H 69,5 - 113,5



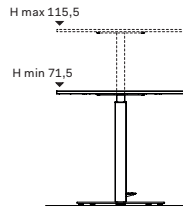
300.TR.60.08_



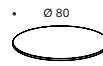
300.TR.61.08_



300.TR.62.00_

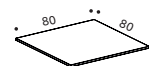


H 1,8



801.PR.01.08_Ø 80

H 1,8 P 80

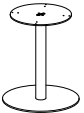


801.PR.02.08_L 80

Note: Regolazione con sistema pneumatico a pedale. Piano in melaminico sp. 18 mm con bordi perimetrali in ABS/Adjustment with pneumatic pedestalsystem. Worktops in melamine 18 mm thick with ABS perimetrical edges

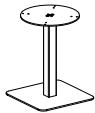
Colonne e gamboni/Metal columns

H 71,5



300.AC.17.06_Ø 60

L 55 P 55 x H 71,5



300.AC.51.08_

L 5 x P 5



703.GM.01.01_H 71,5
802.GF.05.01_H 72,2

Note:

[1] Le dimensioni sono espresse in cm - consultare il listino prezzi per le caratteristiche tecniche, i codici degli articoli e delle finiture/Dimensions are stated in cm - for technical characteristics, article code numbers and finishing see price list;

[■] Prodotti non in pronta consegna. Per la disponibilità contattare l'ufficio commerciale/Items not in prompt delivery. Please contact the commercial department

[🔒] Con serratura/With lock.

[H] Gambone verniciato a polveri in bianco, alluminio o antracite / Metal column electrostatic painted in white, aluminum or anthracite;